

Features HBSL125-8

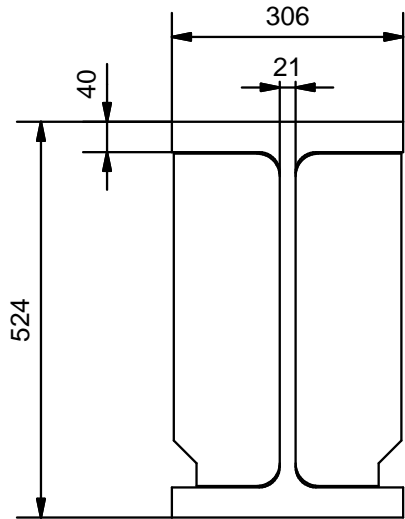
SWL (max. in centre): 625 kN (141 kips)

Capacity off centre as per load chart

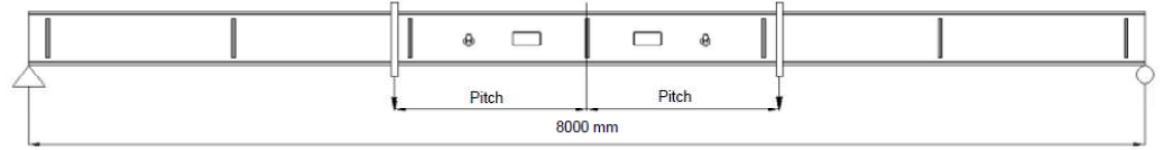
Self Weight: 2278 kg (5022 lbs)

Model Number HBSL125-8 includes set of two beams

Front view (1:10)

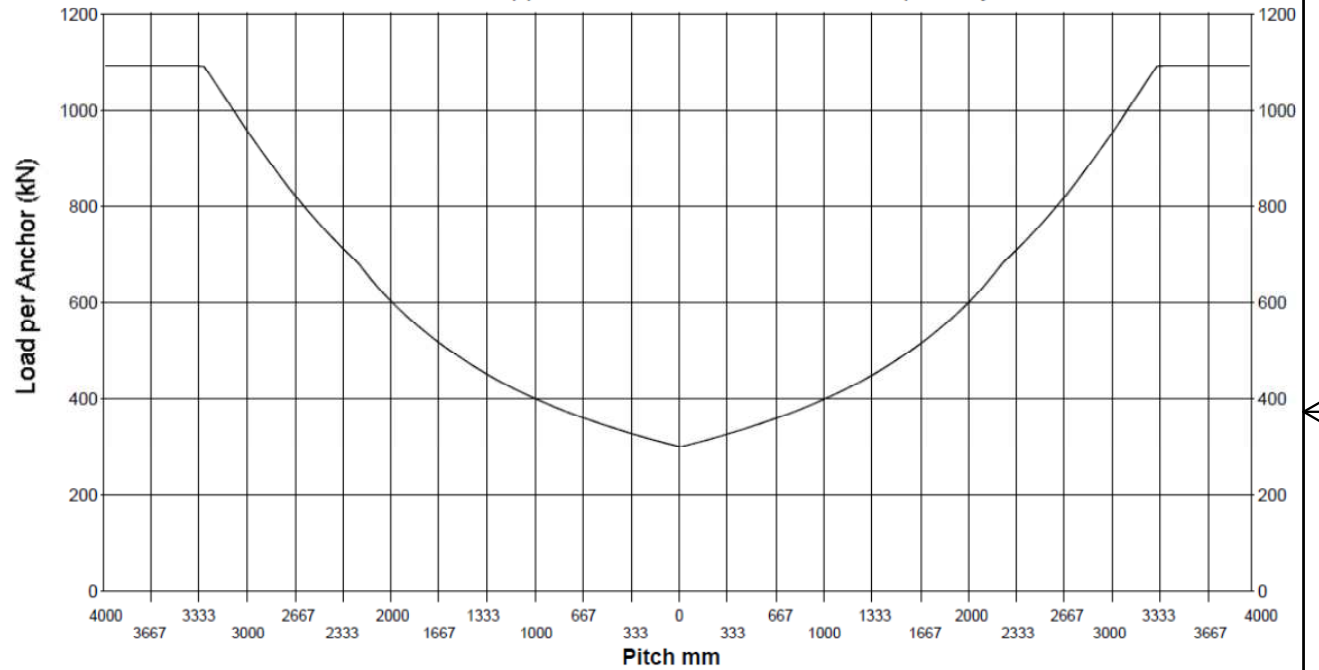


Load Chart

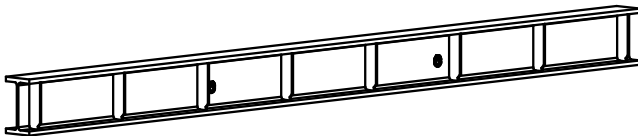



Load per Anchor

Note: if load applied in centre, load is to be multiplied by 2



8000



OPAALSTRAAT 44, 7554 TS HENGLO HOLLAND
 PO BOX 421, 7550 AK HENGLO HOLLAND
 TELEPHONE 074-2422045 FACSMILE 074-2430338

ENERPAC
 COPYRIGHTS RESERVED

3rd ANGLE
 PROJECTION

Model Number:
HBSL125-8

Drawing Number:
02930.50.05.00

Main Assembly Number:
02930.01.05.00

REV.: 0 DATE: 31-10-2013 SCALE: 1:30 FORM: A4